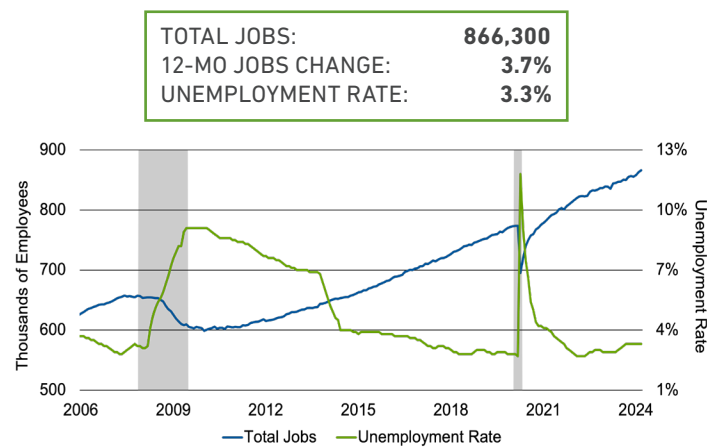


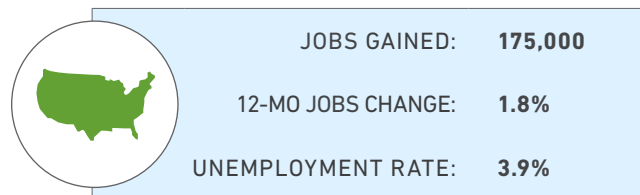
The Gem State's unemployment rate has remained steady at 3.3% for the last six months, and its jobs grew by 30,800, or 3.7%, during the last 12 months. Industry sectors leading the job growth were education and health services (+8,600); government (+5,800); and construction (+5,400). By contrast, the industry sectors with negative job growth were other services (-500); and information (-100).

IDAHO EMPLOYMENT GAINS MOMENTUM



Source: U.S. Bureau of Labor Statistics and Idaho Department of Labor
 Note: Shaded areas represent recessions

UNITED STATES EMPLOYMENT



Source: U.S. Bureau of Labor Statistics

U.S. GDP GROWTH

Q1 2023	Q2 2023	Q3 2023	Q4 2023	Q1 2024
2.2%	2.1%	4.9%	3.4%	1.6%

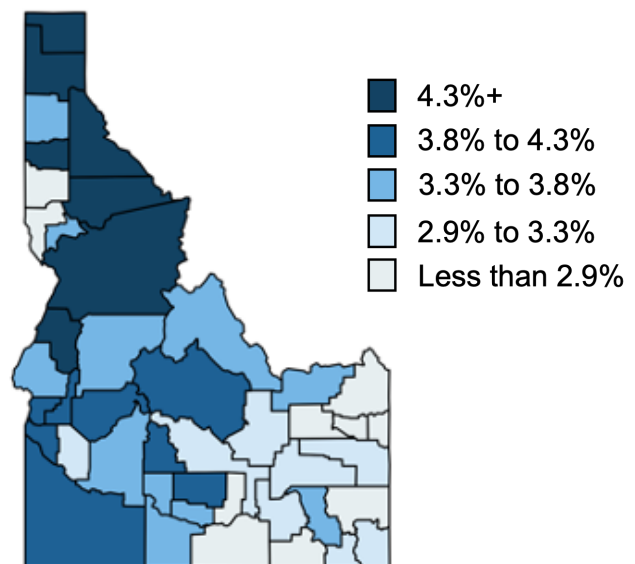
Source: U.S. Bureau of Economic Analysis

INDUSTRY OVERVIEW

SUPERSECTORS	12-Month Net Change	12-Month % Change
Mining & Logging	300	7.3%
Construction	5,400	8.1%
Manufacturing	4,400	5.9%
Trade, Trans., & Utilities	2,500	1.6%
Information	-100	-1.1%
Financial Activities	300	0.7%
Professional & Business Services	1,300	1.2%
Education & Health Services	8,600	7.1%
Leisure & Hospitality	2,800	3.0%
Other Services	-500	-1.8%
Government	5,800	4.5%
TOTAL	+30,800	

Source: Idaho Department of Labor

UNEMPLOYMENT BY COUNTY

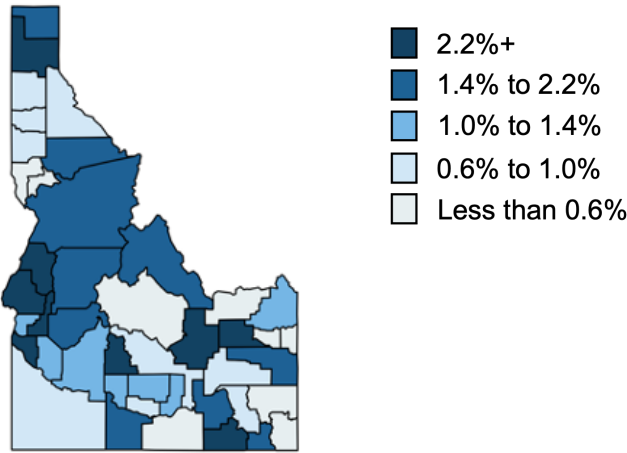


Source: Idaho Department of Labor

IDAHO POPULATION GROWTH

Annual Growth Rate by County, 2022-2023

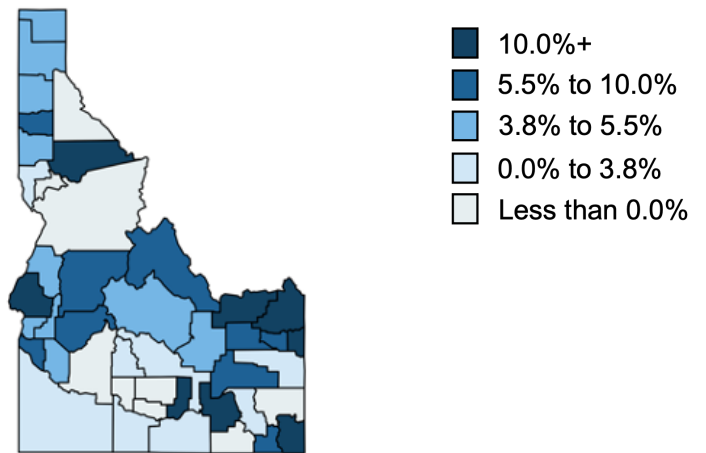
Idaho: 1.3%



Source: U.S. Census Bureau

IDAHO GROSS DOMESTIC PRODUCT GROWTH

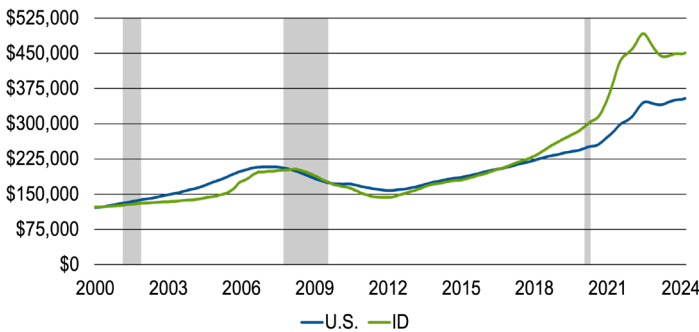
Annual Growth Rate by County, 2021 - 2022 Idaho: 4.2% U.S.: 1.9%



Source: U.S. Bureau of Economic Analysis

TYPICAL IDAHO HOME VALUE INCREASING

Idaho: \$451,298; U.S.: \$354,179



Source: Zions Bank Analysis of Zillow Home Value Index

NATIONAL AND IDAHO HOUSING

Home Prices and Foreclosures

Idaho		United States
\$451,298 ¹	MEDIAN HOME VALUE	\$354,179 ¹
1.5% ¹	% CHANGE IN HOME VALUE	4.1% ¹
0.02% ²	FORECLOSURE RATE	0.02% ³

Sources: ¹Zions Bank Analysis of Zillow Home Value Index, ²SoFi, ³ATTOM

INTEREST RATES

8.50% - WSJ Prime Rate (May 6, 2024)
7.55% - 30-Year Mortgage, Fixed (May 6, 2024)

Sources: Wall Street Journal

STATE FACTS (VALUE & RANK)

- Total Population: **1,811,617** (2021) **38th**
- Population Growth Rate: **1.8%** (2021-2022) **2nd**
- Total Fertility Rate: **1.85** (2017-2021) **8th**
- Median Age: **37.3** (2021) **8th**
- Household Size: **2.71** (2021) **6th**
- Median Household Income: **\$76,918** (2021) **18th**
- Per Capita Personal Income: **\$54,537** (2022) **44th**
- Personal Income (% Change): **9.6%** (2020-2021) **1st**

Sources: U.S. Census Bureau, National Center for Health Statistics, and U.S. Bureau of Economic Analysis



ROBERT SPENDLOVE
Senior Economist

Contact our team for more information or to schedule a speaking engagement.

✉ robert.spendlove@zionsbank.com
 ☎ (801) 560-5394

✉ david.todd@zionsbank.com
 ☎ (801) 844-7505

www.zionsbank.com/economy

ZIONS BANK®

Content is offered for informational purposes only and should not be construed as tax, legal, financial or business advice. Please contact a professional about your specific needs and advice. Content may contain trademarks or trade names owned by parties who are not affiliated with Zions Bancorporation, N.A. Use of such marks does not imply any sponsorship by or affiliation with third parties, and Zions Bancorporation, N.A. does not claim any ownership of or make representations about products and services offered under or associated with such marks.

A division of Zions Bancorporation, N.A. Member FDIC

As of May 6, 2024